

Singapore

ADD (no change)

Consensus ratings*: Buy 7 Hold 1 Sell 1

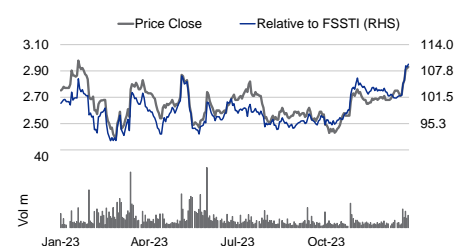
Current price:	S\$2.93
Target price:	S\$3.44
Previous target:	S\$3.00
Up/downside:	17.3%
CGS-CIMB / Consensus:	10.2%

Reuters:	SATS.SI
Bloomberg:	SATS SP
Market cap:	US\$3,277m
	S\$4,368m
Average daily turnover:	US\$6.05m
	S\$8.12m
Current shares o/s:	1,484m
Free float:	59.8%

*Source: Bloomberg

Key changes in this note

➤ No changes.



Source: Bloomberg

Price performance	1M	3M	12M
Absolute (%)	9.3	13.1	7.6
Relative (%)	6.4	13.9	9.9

Major shareholders	% held
Temasek Holdings	39.8

Analyst(s)



TAY Wee Kuang

T (65) 6210 8604

E weekuang.tay@cgs-cimb.com

LIM Siew Khee

T (65) 6210 8664

E siewkhee.lim@cgs-cimb.com

SATS Ltd

Hopeful of improving profitability profile

- We think that SATS should see qoq revenue growth of c.7% in 3QFY3/24F to c.S\$1.37bn, driven by a recovery in cargo demand and higher IVAs.
- As such, we expect SATS to report a c.S\$28m in PATMI (+70% qoq) in 3QFY3/24F, with higher qoq revenue driving better operating leverage.
- We reiterate our Add call and lift our DCF-based TP (WACC: 9.9%) to S\$3.44 from S\$3.00 after lowering our WACC due to lower risk-free rate assumption.

Recovery of global cargo volumes accelerated in Nov 23

According to the International Air Transport Association (IATA), global air cargo demand improved 8.3% yoy to reach 22.4bn cargo tonne-kilometers (CTKs) in Nov 23 (Fig 1). This is the largest yoy increase since global air cargo demand returned to growth in Aug 23 following 17 months of yoy declines since Feb 22, even if current demand is 2.5% below the Nov 19 (pre-pandemic) level. We believe a similar growth rate is likely for Dec 23 given the gifting season, which should support revenue growth for SATS's cargo business that made up c.49% of SATS's revenue as of 1H24.

Global passenger demand almost back to pre-Covid levels

On top of the potential turnaround in cargo business, global passenger air travel demand reached 99% of the Nov 19 level in Nov 23 (Fig 2). Changi Airport saw 10.3m passenger movements in Oct-Nov 23 (67% of 3QCY23), and we expect a strong Dec 23 due to the peak travel season, to see 4QCY23F passenger movements surpass 3QCY23's. As such, SATS's ground handling and aviation food sub-segments should see revenue growth in 3Q23F on stronger seasonal travel. The latter is also likely to translate to higher qoq contributions from its associates and joint ventures in China, Japan, and Malaysia.

Operating leverage driven by expected stable cost profile

While there are likely to be some cost step-ups, especially with SATS preparing for the opening of its central kitchen operations in Bangalore, Tianjin, and Bangkok, we do not expect a drastic cost escalation, especially with manpower-intensive ground handling and cargo business likely to have been well-staffed by 1HFY3/24, ahead of the peak travel season. As such, we expect EBIT growth of 22.7% qoq to c.S\$80.5m in 3QFY3/24F.

Reiterate Add with a higher TP of S\$3.44

We keep our estimates for FY24F-26F unchanged but lift our TP to S\$3.44 due to lower WACC assumption of 9.9%, from 10.5% previously. We recognise that the low profit base could see volatility in earnings in the near term. The WACC reduction is due to a lower risk-free rate assumption of 2.5%, from 4.0%, given current SG 10-year government bond yield of 2.8% and rate cut expectations in 2HCY24F. Our TP implies FY3/26F P/E of 25x, 1 s.d. above its 2013-18 average, which we think is justified given its improving EBIT. Rerating catalyst is improving cashflow generation that supports resumption of dividends and paring down of debt. Downside risks: unexpected cost escalation, and impairment on WFS upon finalisation of its purchase price allocation (PPA) exercise by end-FY3/24F.

Financial Summary	Mar-22A	Mar-23A	Mar-24F	Mar-25F	Mar-26F
Revenue (S\$m)	1,177	1,758	5,188	5,544	5,712
Operating EBITDA (S\$m)	77.0	127.8	814.5	853.8	931.0
Net Profit (S\$m)	20.4	(26.5)	51.1	110.9	205.0
Core EPS (S\$)	(0.01)	(0.02)	0.03	0.07	0.14
Core EPS Growth	(64%)	194%		117%	85%
FD Core P/E (x)	NA	NA	85.17	39.20	21.21
DPS (S\$)	-	-	0.017	0.037	0.069
Dividend Yield	0.00%	0.00%	0.59%	1.28%	2.36%
EV/EBITDA (x)	36.95	17.96	8.05	7.05	5.87
P/FCFE (x)	NA	5.27	4.73	19.95	15.58
Net Gearing	(15%)	(40%)	110%	87%	64%
P/BV (x)	2.05	1.86	2.09	2.03	1.94
ROE	(0.54%)	(1.36%)	2.31%	5.25%	9.35%
% Change In Core EPS Estimates			0%	0%	0%
EPS/Consensus EPS (x)			0.88	0.67	0.73

SOURCES: CGS-CIMB RESEARCH, COMPANY REPORTS

Hopeful of improving profitability profile

Potential for more finance cost savings in FY25F ▶

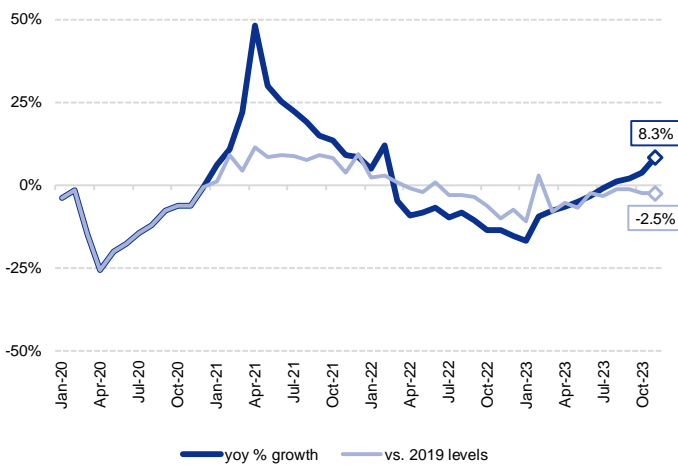
On 19 Nov 23, SATS announced the establishment of a US\$3bn multicurrency debt issuance programme which provides flexibility for SATS to optimise its borrowing costs moving forward. Given its net gearing of 0.9x (1.45x including lease liabilities), with a cash balance of S\$515.9m as of 1HFY3/24, we think that there is scope for SATS to further reduce its finance costs of c.S\$240m, based on our FY24F estimates, by paring down its debt, while potentially refinancing its outstanding loans given easing interest rates going into 2HCY24F. Currently, we estimate that SATS will pare down its debt by c.S\$300m p.a. from FY24F through FY26F without any additional savings from potential declines in interest rates.

Red Sea crisis might drive demand for airfreight in near term ▶



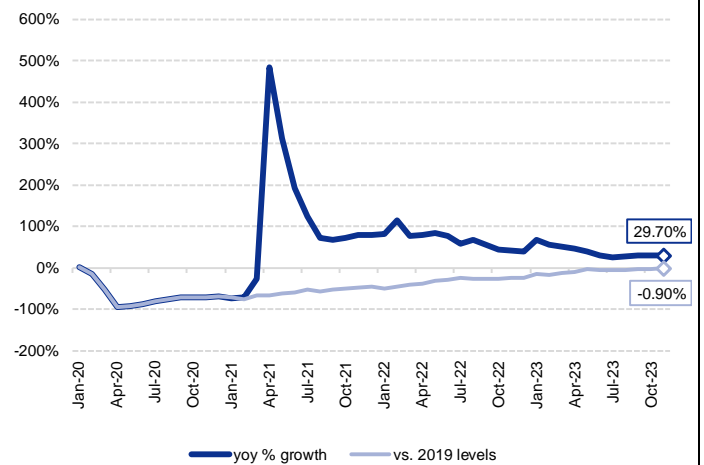
The unfolding of the Red Sea crisis could see demand for air cargo increase in the near term as maritime trade routes face disruptions resulting in shipment delays. This could further drive up SATS's cargo volumes heading into 4QFY3/24F, on top of the broad-based recovery in air cargo demand. Nevertheless, we think that the shift towards air cargo is likely to be a stop-gap measure to alleviate shipment delays as container ships get re-routed, unless a prolonged crisis results in shipments being stuck and unable to reach their destinations. As such, we do not think that the impact on underlying cargo revenues will be long lasting.

Figure 1: Global cargo demand by Cargo Tonne-Kilometre (CTK)



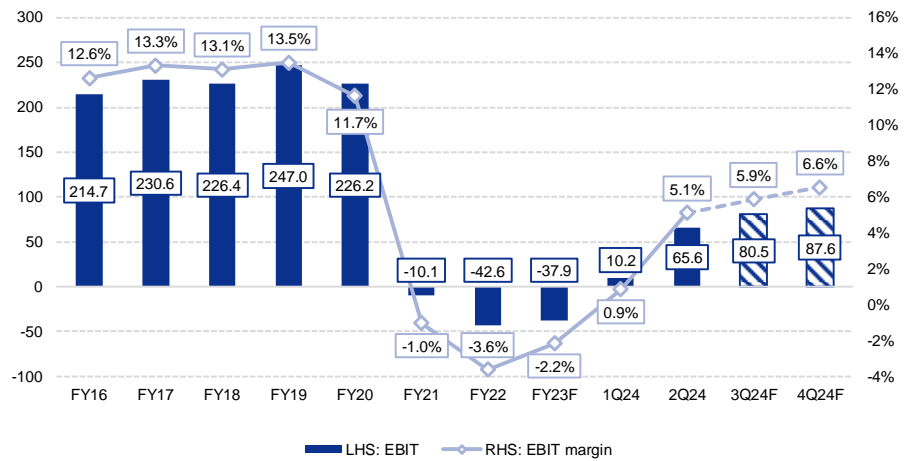
SOURCES: CGS-CIMB RESEARCH, IATA

Figure 2: Global travel demand by Revenue Passenger-Kilometre (RPK)



SOURCES: CGS-CIMB RESEARCH, IATA

Figure 3: Sustainable EBIT turnaround



SOURCES: CGS-CIMB RESEARCH, COMPANY REPORTS

Figure 4: DCF for SATS

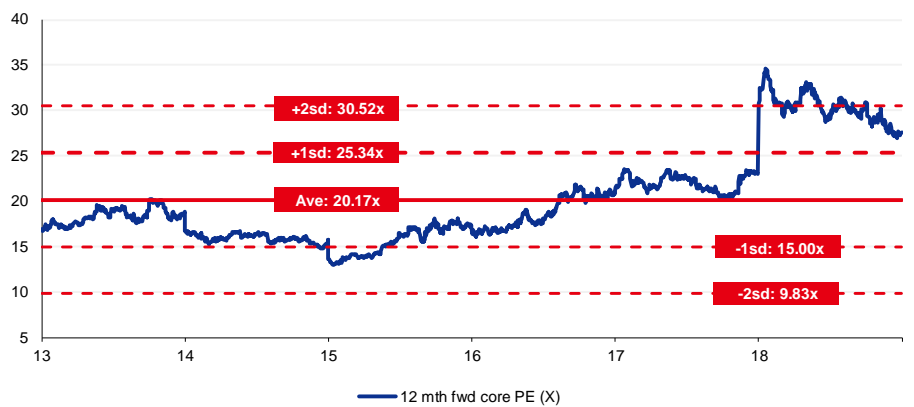
S\$m	FY24F	FY25F	FY26F	FY27F	FY28F	FY29F	FY30F	FY31F	FY32F	FY33F
Free cash flow to firm	342.0	712.0	732.3	742.4	752.5	762.6	772.7	782.7	792.6	802.4
Present value of free cash flow	342.0	647.6	605.8	558.6	515.0	474.7	437.5	403.1	371.3	341.9

Risk-free rate	2.5%
Market risk premium	7.0%
Beta	1.3
Cost of equity	11.6%
Cost of debt	4.0%
After-tax cost of debt	3.3%
Target debt/equity ratio	20%
WACC	9.94%


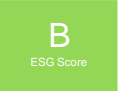
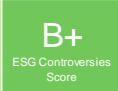
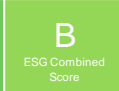



Terminal FCFF	828.4
Terminal growth rate	2.0%
Terminal value	10,427.4
PV of terminal value	4,040.7
PV of FCFF	5,012.2
Total PV of FCFF	9,053.0
Less: net debt/cash	(3,953.3)
Equity value	5,099.6
No. of outstanding shares (m)	1,484.2
Equity value per share (S\$)	3.44

SOURCES: CGS-CIMB RESEARCH ESTIMATES

Figure 5: SATS Ltd's 12-month forward P/E (x)

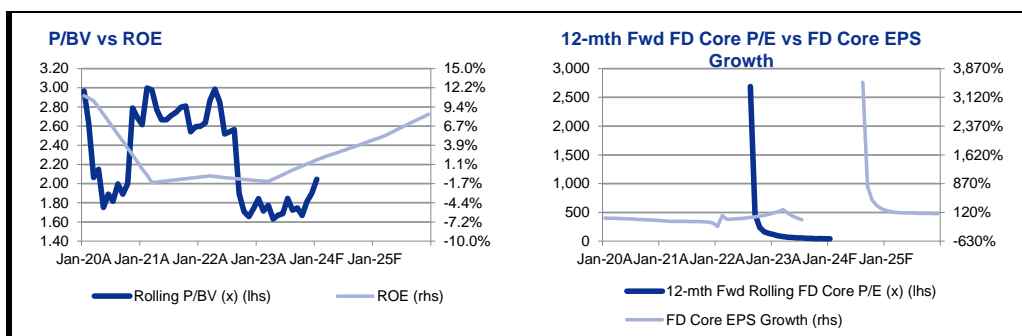


SOURCES: CGS-CIMB RESEARCH, BLOOMBERG

Refinitiv ESG Scores	
	
     	
<p>ESG in a nutshell</p> <p>SATS was rated a B for its ESG combined score by Refinitiv in 2022: Environmental: B (weightage 29.11%); Social: B+ (weightage 42.72%); and Governance: A- (weightage 28.17%). We think that SATS's continued commitment to sustainability, especially in developing smart infrastructure, reduction of food and packaging waste, as well as nurturing skills for the future, has streamlined the group's ESG efforts to form closer collaborations with its customers, business partners and community. Moving forward, SATS will continue to work at the industry level to enable greater use of renewable energy, electric vehicles, sustainable packaging, alternative proteins and skill upgrading.</p>	
<p>Keep your eye on</p> <p>We think that SATS's improvement in its ESG combined score was predominantly driven by its heavy emphasis on its Environmental pillar. In FY20, SATS partnered Sembcorp Industries to expand its rooftop solar panels to cover a total of 51,100 sq m. It was the first company in Singapore to install solar thermal hybrid panels that convert solar energy into electricity and heat water concurrently. SATS expects the expansion of solar installations to yield 6k MW/h in renewable energy p.a. It also saw a 39% reduction in carbon footprint for FY20-21 (vs. FY18-19). In addition, the company plans to convert all its ground handling fleet over the next nine years to achieve 100% electrification. SATS stepped up environmental innovation in 1QFY22 with the implementation of an artificial intelligence- (AI) enabled food waste tracking system, as well as the deployment of an on-site biodigester that converts waste to energy.</p>	<p>Implications</p> <p>The group's environmental efforts have been reflected in improvements in its emissions score, from a B in FY20 to an A- in FY22. We believe its environmental initiatives would benefit its operations moving forward. Fundamentally, energy-saving efforts could lead to margin expansion over time.</p>
<p>ESG highlights</p> <p>According to Refinitiv, SATS is ahead of its peers in the E, S and G pillars. In particular, SATS takes the lead in the Social aspect through employee training, where over 11,000 employees in its aviation transport training programme clocked 3.8m learning hours in FY21. In 1QFY22, SATS further strengthened its Social standing, with 24% female representation among VPs and above. In addition, a total of 5,688 staff volunteer hours were devoted across 133,732 beneficiaries.</p>	<p>Implications</p> <p>The group's workforce score stood at B as of FY22, a slight decline from B+ in FY21 as a result of higher turnover and lower employee satisfaction. However, we believe that the group will benefit from its employee training efforts through improved workforce productivity and satisfaction moving forward.</p>
<p>Trends</p> <p>SATS improved its Governance pillar score from a B in FY19 to a A- in FY22. This was led by an increase in its shareholders score, from a C- in FY19 to a B in FY22, a direct result of its shareholder rights, equal voting rights, and shareholder engagement policies. According to Refinitiv, SATS also improved its stance on shareholders' vote on executive pay. There was also an improvement from A- to A in Management score.</p>	<p>Implications</p> <p>We believe that SATS's ramp-up in its shareholder aspect under the Governance pillar will instil greater shareholder confidence and satisfaction in the group.</p>

SOURCES: CGS-CIMB RESEARCH, REFINITIV

BY THE NUMBERS



Profit & Loss

(\$m)	Mar-22A	Mar-23A	Mar-24F	Mar-25F	Mar-26F
Total Net Revenues	1,177	1,758	5,188	5,544	5,712
Gross Profit	315	530	1,847	1,813	1,862
Operating EBITDA	77	128	814	854	931
Depreciation And Amortisation	(120)	(176)	(571)	(599)	(605)
Operating EBIT	(43)	(48)	244	255	326
Financial Income/(Expense)	(14)	(9)	(223)	(204)	(163)
Pretax Income/(Loss) from Assoc.	17	45	90	95	100
Non-Operating Income/(Expense)	12	(33)	0	0	0
Profit Before Tax (pre-EI)	(27)	(44)	111	146	262
Exceptional Items					
Pre-tax Profit	(27)	(44)	111	146	262
Taxation	31	5	(56)	(25)	(45)
Exceptional Income - post-tax			0		
Profit After Tax	4	(39)	56	121	218
Minority Interests	16	12	(5)	(10)	(13)
Preferred Dividends					
FX Gain/(Loss) - post tax					
Other Adjustments - post-tax					
Net Profit	20	(26)	51	111	205
Recurring Net Profit	(9)	(27)	51	111	205
Fully Diluted Recurring Net Profit	(9)	(27)	51	111	205

Cash Flow

(\$m)	Mar-22A	Mar-23A	Mar-24F	Mar-25F	Mar-26F
EBITDA	77.0	127.8	814.5	853.8	931.0
Cash Flow from Invt. & Assoc.	(17.2)	(45.4)	(90.0)	(95.0)	(100.0)
Change In Working Capital	(0.3)	8.0	(286.9)	23.1	(4.1)
(Incr)/Decr in Total Provisions					
Other Non-Cash (Income)/Expense					
Other Operating Cashflow	36.7	10.5	107.3	95.0	100.0
Net Interest (Paid)/Received	(17.1)	(18.6)	(240.0)	(204.0)	(163.2)
Tax Paid	(17.0)	(2.7)	(55.6)	(24.8)	(44.6)
Cashflow From Operations	62.2	79.6	249.3	648.0	719.1
Capex	(77.9)	(119.4)	(130.0)	(130.0)	(140.0)
Disposals Of FAs/subsidiaries					
Acq. Of Subsidiaries/investments	80.6	(0.1)	0.0	0.0	0.0
Other Investing Cashflow	28.4	58.5	0.0	0.0	0.0
Cash Flow From Investing	31.1	(61.0)	(130.0)	(130.0)	(140.0)
Debt Raised/(repaid)	(160.9)	646.5	800.0	(300.0)	(300.0)
Proceeds From Issue Of Shares					
Shares Repurchased	0.0	0.0	0.0	0.0	0.0
Dividends Paid	0.0	0.0	(25.5)	(55.5)	(102.5)
Preferred Dividends					
Other Financing Cashflow	(28.4)	(96.2)	(923.4)	0.0	0.0
Cash Flow From Financing	(189.3)	550.3	(148.9)	(355.5)	(402.5)
Total Cash Generated	(96.0)	568.9	(29.6)	162.5	176.6
Free Cashflow To Equity	(67.6)	665.1	919.3	218.0	279.1
Free Cashflow To Firm	110.4	37.2	359.3	722.0	742.3

SOURCES: CGS-CIMB RESEARCH, COMPANY REPORTS

BY THE NUMBERS... cont'd

Balance Sheet

(\$m)	Mar-22A	Mar-23A	Mar-24F	Mar-25F	Mar-26F
Total Cash And Equivalents	786	2,148	345	497	664
Total Debtors	388	481	1,137	1,215	1,252
Inventories	83	69	75	78	79
Total Other Current Assets	39	23	131	131	131
Total Current Assets	1,296	2,721	1,687	1,921	2,125
Fixed Assets	590	579	737	618	505
Total Investments	469	459	900	995	1,095
Intangible Assets	553	527	2,991	2,651	2,309
Total Other Non-Current Assets	383	386	1,459	1,459	1,459
Total Non-current Assets	1,994	1,951	6,087	5,723	5,368
Short-term Debt	102	13	13	13	13
Current Portion of Long-Term Debt					
Total Creditors	458	522	1,049	1,154	1,187
Other Current Liabilities	71	71	204	204	204
Total Current Liabilities	631	606	1,266	1,371	1,405
Total Long-term Debt	409	1,134	2,820	2,520	2,220
Hybrid Debt - Debt Component					
Total Other Non-Current Liabilities	419	419	1,419	1,419	1,419
Total Non-current Liabilities	828	1,553	4,239	3,939	3,639
Total Provisions	0	0	0	0	0
Total Liabilities	1,459	2,159	5,505	5,310	5,043
Shareholders' Equity	1,603	2,334	2,085	2,141	2,243
Minority Interests	231	181	186	196	209
Total Equity	1,834	2,515	2,271	2,337	2,452

Key Ratios

	Mar-22A	Mar-23A	Mar-24F	Mar-25F	Mar-26F
Revenue Growth	21%	49%	195%	7%	3%
Operating EBITDA Growth	(36%)	66%	537%	5%	9%
Operating EBITDA Margin	6.5%	7.3%	15.7%	15.4%	16.3%
Net Cash Per Share (S\$)	0.25	0.68	(1.68)	(1.37)	(1.06)
BVPS (S\$)	1.43	1.57	1.40	1.44	1.51
Gross Interest Cover	(2.50)	(2.58)	1.02	1.25	1.99
Effective Tax Rate	0.0%	0.0%	50.0%	17.0%	17.0%
Net Dividend Payout Ratio	NA	NA	50.0%	50.0%	50.0%
Accounts Receivables Days	105.4	90.2	57.1	77.4	78.8
Inventory Days	45.17	22.57	7.85	7.47	7.46
Accounts Payables Days	172.9	145.7	86.1	107.7	111.0
ROIC (%)	0.6%	(2.8%)	13.8%	4.0%	5.6%
ROCE (%)	(1.67%)	(1.27%)	5.91%	5.11%	6.82%
Return On Average Assets	0.07%	(0.78%)	3.88%	3.77%	4.67%

Key Drivers

	Mar-22A	Mar-23A	Mar-24F	Mar-25F	Mar-26F
Revenue growth (%)	21.3%	49.4%	195.1%	6.9%	0.0%
Operating margin (%)	-3.6%	-2.7%	4.7%	4.6%	5.7%

SOURCES: CGS-CIMB RESEARCH, COMPANY REPORTS

DISCLAIMER

The content of this report (including the views and opinions expressed therein, and the information comprised therein) has been prepared by and belongs to CGS-CIMB. Reports relating to a specific geographical area are produced and distributed by the corresponding CGS-CIMB entity as listed in the table below.

This report is not directed to, or intended for distribution to or use by, any person or entity who is a citizen or resident of or located in any locality, state, country or other jurisdiction where such distribution, publication, availability or use would be contrary to law or regulation.

By accepting this report, the recipient hereof represents and warrants that he is entitled to receive such report in accordance with the restrictions set forth below and agrees to be bound by the limitations contained herein (including the "Restrictions on Distributions" set out below). Any failure to comply with these limitations may constitute a violation of law. This publication is being supplied to you strictly on the basis that it will remain confidential. No part of this report may be (i) copied, photocopied, duplicated, stored or reproduced in any form by any means; or (ii) redistributed or passed on, directly or indirectly, to any other person in whole or in part, for any purpose without the prior written consent of CGS-CIMB.

The information contained in this research report is prepared from data believed to be correct and reliable at the time of issue of this report. CGS-CIMB may or may not issue regular reports on the subject matter of this report at any frequency and may cease to do so or change the periodicity of reports at any time. CGS-CIMB has no obligation to update this report in the event of a material change to the information contained in this report. CGS-CIMB does not accept any obligation to (i) check or ensure that the contents of this report remain current, reliable or relevant, (ii) ensure that the content of this report constitutes all the information a prospective investor may require, (iii) ensure the adequacy, accuracy, completeness, reliability or fairness of any views, opinions and information, and accordingly, CGS-CIMB, its affiliates and related persons including CGS International Holdings Limited ("CGSIHL") and its related corporations (and their respective directors, associates, connected persons and/or employees) shall not be liable in any manner whatsoever for any consequences (including but not limited to any direct, indirect or consequential losses, loss of profits and damages) of any reliance thereon or usage thereof. In particular, CGS-CIMB disclaims all responsibility and liability for the views and opinions set out in this report.

Unless otherwise specified, this report is based upon sources which CGS-CIMB considers to be reasonable. Such sources will, unless otherwise specified, for market data, be market data and prices available from the main stock exchange or market where the relevant security is listed, or, where appropriate, any other market. Information on the accounts and business of company(ies) will generally be based on published statements of the company(ies), information disseminated by regulatory information services, other publicly available information and information resulting from our research.

Whilst every effort is made to ensure that statements of facts made in this report are accurate, all estimates, projections, forecasts, expressions of opinion and other subjective judgments contained in this report are based on assumptions considered to be reasonable as of the date of the document in which they are contained and must not be construed as a representation that the matters referred to therein will occur. Past performance is not a reliable indicator of future performance. The value of investments may go down as well as up and those investing may, depending on the investments in question, lose more than the initial investment. No report shall constitute an offer or an invitation by or on behalf of CGS-CIMB or any of its affiliates (including CGSIHL and its related corporations) to any person to buy or sell any investments.

CGS-CIMB, its affiliates and related corporations (including CGSIHL and its related corporations) and/or their respective directors, associates, connected parties and/or employees may own or have positions in securities of the company(ies) covered in this research report or any securities related thereto and may from time to time add to or dispose of, or may be materially interested in, any such securities. Further, CGS-CIMB, its affiliates and their respective related corporations (including CGSIHL and its related corporations) do and seek to do business with the company(ies) covered in this research report and may from time to time act as market maker or have assumed an underwriting commitment in securities of such company(ies), may sell them to or buy them from customers on a principal basis and may also perform or seek to perform significant investment banking, advisory, underwriting or placement services for or relating to such company(ies) as well as solicit such investment, advisory or other services from any entity mentioned in this report.

CGS-CIMB or its affiliates (including CGSIHL and its related corporations) may enter into an agreement with the company(ies) covered in this report relating to the production of research reports. CGS-CIMB may disclose the contents of this report to the company(ies) covered by it and may have amended the contents of this report following such disclosure.

The analyst responsible for the production of this report hereby certifies that the views expressed herein accurately and exclusively reflect his or her personal views and opinions about any and all of the issuers or securities analysed in this report and were prepared independently and autonomously. No part of the compensation of the analyst(s) was, is, or will be directly or indirectly related to the inclusion of specific recommendations(s) or view(s) in this report. The analyst(s) who prepared this research report is prohibited from receiving any compensation, incentive or bonus based on specific investment banking transactions or for providing a specific recommendation for, or view of, a particular company. Information barriers and other arrangements may be established where necessary to prevent conflicts of interests arising. However, the analyst(s) may receive compensation that is based on his/their coverage of company(ies) in the performance of his/their duties or the performance of his/their recommendations and the research personnel involved in the preparation of this report may also participate in the solicitation of the businesses as described above. In reviewing this research report, an investor should be aware that any or all of the foregoing, among other things, may give rise to real or potential conflicts of interest. Additional information is, subject to the duties of confidentiality, available on request.

Reports relating to a specific geographical area are produced by the corresponding CGS-CIMB entity as listed in the table below. The term "CGS-CIMB" shall denote, where appropriate, the relevant entity distributing or disseminating the report in the particular jurisdiction referenced below, or, in every other case except as otherwise stated herein, CGS-CIMB Securities International Pte. Ltd. and its affiliates, subsidiaries and related corporations.

Country	CGS-CIMB Entity	Regulated by
Hong Kong	CGS-CIMB Securities (Hong Kong) Limited	Securities and Futures Commission Hong Kong
Indonesia	PT CGS-CIMB Sekuritas Indonesia	Financial Services Authority of Indonesia
Malaysia	CGS-CIMB Securities Sdn. Bhd.	Securities Commission Malaysia
Singapore	CGS-CIMB Securities (Singapore) Pte. Ltd.	Monetary Authority of Singapore
South Korea	CGS-CIMB Securities (Hong Kong) Limited, Korea Branch	Financial Services Commission and Financial Supervisory Service
Thailand	CGS-CIMB Securities (Thailand) Co. Ltd.	Securities and Exchange Commission Thailand

Other Significant Financial Interests:

(i) As of January 15, 2024 CGS-CIMB has a proprietary position in the securities (which may include but not be limited to shares, warrants, call warrants and/or any other derivatives) in the following company or companies covered or recommended in this report:

(a) SATS Ltd

(ii) Analyst Disclosure: As of January 15, 2024, the analyst(s) who prepared this report, and the associate(s), has / have an interest in the securities (which may include but not be limited to shares, warrants, call warrants and/or any other derivatives) in the following company or companies covered or recommended in this report:

(a) -

This report does not purport to contain all the information that a prospective investor may require. Neither CGS-CIMB nor any of its affiliates (including CGSIHL and its related corporations) make any guarantee, representation or warranty, express or implied, as to the adequacy, accuracy, completeness, reliability or fairness of any such information and opinion contained in this report. Neither CGS-CIMB nor any of its affiliates nor their related persons (including CGSIHL and its related corporations) shall be liable in any manner whatsoever for any consequences (including but not limited to any direct, indirect or consequential losses, loss of profits and damages) of any reliance thereon or usage thereof.

This report is general in nature and has been prepared for information purposes only. It is intended for circulation amongst CGS-CIMB's clients generally and does not have regard to the specific investment objectives, financial situation and the particular needs of any specific person who may receive this report. The information and opinions in this report are not and should not be construed or considered as an offer, recommendation or solicitation to buy or sell the subject securities, related investments or other financial instruments or any derivative instrument, or any rights pertaining thereto.

Investors are advised to make their own independent evaluation of the information contained in this research report, consider their own individual investment objectives, financial situation and particular needs and consult their own professional and financial advisers as to the legal, business, financial, tax and other aspects before participating in any transaction in respect of the securities of company(ies) covered in this research report.

The securities of such company(ies) may not be eligible for sale in all jurisdictions or to all categories of investors.

Restrictions on Distributions

Australia: Despite anything in this report to the contrary, this research is provided in Australia by CGS-CIMB Securities (Singapore) Pte. Ltd. and CGS-CIMB Securities (Hong Kong) Limited. This research is only available in Australia to persons who are "wholesale clients" (within the meaning of the Corporations Act 2001 (Cth) and is supplied solely for the use of such wholesale clients and shall not be distributed or passed on to any other person. You represent and warrant that if you are in Australia, you are a "wholesale client". This research is of a general nature only and has been prepared without taking into account the objectives, financial situation or needs of the individual recipient. CGS-CIMB Securities (Singapore) Pte. Ltd. and CGS-CIMB Securities (Hong Kong) Limited do not hold, and are not required to hold an Australian financial services license. CGS-CIMB Securities (Singapore) Pte. Ltd. and CGS-CIMB Securities (Hong Kong) Limited rely on "passporting" exemptions for entities appropriately licensed by the Monetary Authority of Singapore (under ASIC Class Order 03/1102) and the Securities and Futures Commission in Hong Kong (under ASIC Class Order 03/1103).

Canada: This research report has not been prepared in accordance with the disclosure requirements of Dealer Member Rule 3400 – Research Restrictions and Disclosure Requirements of the Investment Industry Regulatory Organization of Canada. For any research report distributed by CIBC, further disclosures related to CIBC conflicts of interest can be found at <https://researchcentral.cibcwm.com>.

China: For the purpose of this report, the People's Republic of China ("PRC") does not include the Hong Kong Special Administrative Region, the Macau Special Administrative Region or Taiwan. The distributor of this report has not been approved or licensed by the China Securities Regulatory Commission or any other relevant regulatory authority or governmental agency in the PRC. This report contains only marketing information. The distribution of this report is not an offer to buy or sell to any person within or outside PRC or a solicitation to any person within or outside of PRC to buy or sell any instruments described herein. This report is being issued outside the PRC to a limited number of institutional investors and may not be provided to any person other than the original recipient and may not be reproduced or used for any other purpose.

France: Only qualified investors within the meaning of French law shall have access to this report. This report shall not be considered as an offer to subscribe to, or used in connection with, any offer for subscription or sale or marketing or direct or indirect distribution of financial instruments and it is not intended as a solicitation for the purchase of any financial instrument.

Germany: This report is only directed at persons who are professional investors as defined in sec 31a(2) of the German Securities Trading Act (WpHG). This publication constitutes research of a non-binding nature on the market situation and the investment instruments cited here at the time of the publication of the information.

The current prices/yields in this issue are based upon closing prices from Bloomberg as of the day preceding publication. Please note that neither the German Federal Financial Supervisory Agency (BaFin), nor any other supervisory authority exercises any control over the content of this report.

Hong Kong: This report is issued and distributed in Hong Kong by CGS-CIMB Securities (Hong Kong) Limited ("CHK") which is licensed in Hong Kong by the Securities and Futures Commission for Type 1 (dealing in securities) and Type 4 (advising on securities) activities. Any investors wishing to purchase or otherwise deal in the securities covered in this report should contact the Head of Sales at CGS-CIMB Securities (Hong Kong) Limited. The views and opinions in this research report are our own as of the date hereof and are subject to change. If the Financial Services and Markets Act of the United Kingdom or the rules of the Financial Conduct Authority apply to a recipient, our obligations owed to such recipient therein are

unaffected. CHK has no obligation to update its opinion or the information in this research report. This publication is strictly confidential and is for private circulation only to clients of CHK. CHK does not make a market on other securities mentioned in the report.

Indonesia: This report is issued and distributed by PT CGS-CIMB Sekuritas Indonesia (“CGS-CIMB Indonesia”). The views and opinions in this research report are our own as of the date hereof and are subject to change. CGS-CIMB Indonesia has no obligation to update its opinion or the information in this research report. This report is for private circulation only to clients of CGS-CIMB Indonesia. Neither this report nor any copy hereof may be distributed in Indonesia or to any Indonesian citizens wherever they are domiciled or to Indonesian residents except in compliance with applicable Indonesian capital market laws and regulations.

This research report is not an offer of securities in Indonesia. The securities referred to in this research report have not been registered with the Financial Services Authority (Otoritas Jasa Keuangan) pursuant to relevant capital market laws and regulations, and may not be offered or sold within the territory of the Republic of Indonesia or to Indonesian citizens through a public offering or in circumstances which constitute an offer within the meaning of the Indonesian capital market law and regulations.

Ireland: CGS-CIMB is not an investment firm authorised in the Republic of Ireland and no part of this document should be construed as CGS-CIMB acting as, or otherwise claiming or representing to be, an investment firm authorised in the Republic of Ireland.

Malaysia: This report is distributed in Malaysia by CGS-CIMB Securities Sdn. Bhd. (“CGS-CIMB Malaysia”) solely for the benefit of and for the exclusive use of our clients. Recipients of this report are to contact CGS-CIMB Malaysia, at Level 29, Menara Aras Raya, No. 11, Jalan Raja Laut, 50350 Kuala Lumpur, Malaysia, in respect of any matters arising from or in connection with this report. CGS-CIMB Malaysia has no obligation to update, revise or reaffirm its opinion or the information in this research report after the date of this report.

New Zealand: In New Zealand, this report is for distribution only to persons who are wholesale clients pursuant to section 5C of the Financial Advisers Act 2008.

Singapore: This report is issued and distributed by CGS-CIMB Securities (Singapore) Pte Ltd (“CGS-CIMB Singapore”). CGS-CIMB Singapore is a capital markets services licensee under the Securities and Futures Act 2001. Accordingly, it is exempted from the requirement to hold a financial adviser’s licence under the Financial Advisers Act, 2001 (“FAA”) for advising on investment products, by issuing or promulgating research analyses or research reports, whether in electronic, print or other form. CGS-CIMB Singapore is subject to the applicable rules under the FAA unless it is able to avail itself to any prescribed exemptions.

Recipients of this report are to contact CGS-CIMB Singapore, 10 Marina Boulevard, Marina Bay Financial Centre Tower 2, #09-01, Singapore 018983 in respect of any matters arising from, or in connection with this report. CGS-CIMB Singapore has no obligation to update its opinion or the information in this research report. This publication is strictly confidential and is for private circulation only. If you have not been sent this report by CGS-CIMB Singapore directly, you may not rely, use or disclose to anyone else this report or its contents.

If the recipient of this research report is not an accredited investor, expert investor or institutional investor, CGS-CIMB Singapore accepts legal responsibility for the contents of the report without any disclaimer limiting or otherwise curtailing such legal responsibility. If the recipient is an accredited investor, expert investor or institutional investor, the recipient is deemed to acknowledge that CGS-CIMB Singapore is exempt from certain requirements under the FAA and its attendant regulations, and as such, is exempt from complying with the following:

- (a) Section 34 of the FAA (obligation to disclose product information);
- (b) Section 36 (duty not to make recommendation with respect to any investment product without having a reasonable basis where you may be reasonably expected to rely on the recommendation) of the FAA;
- (c) MAS Notice on Information to Clients and Product Information Disclosure [Notice No. FAA-N03];
- (d) MAS Notice on Recommendation on Investment Products [Notice No. FAA-N16];
- (e) Section 45 (obligation on disclosure of interest in specified products), and
- (f) any other laws, regulations, notices, directive, guidelines, circulars and practice notes which are relates to the above, to the extent permitted by applicable laws, as may be amended from time to time, and any other laws, regulations, notices, directive, guidelines, circulars, and practice notes as we may notify you from time to time. In addition, the recipient who is an accredited investor, expert investor or institutional investor acknowledges that as CGS-CIMB Singapore is exempt from Section 36 of the FAA, the recipient will also not be able to file a civil claim against CGS-CIMB Singapore for any loss or damage arising from the recipient’s reliance on any recommendation made by CGS-CIMB Singapore which would otherwise be a right that is available to the recipient under Section 36 of the FAA. .

CGS-CIMB Singapore, its affiliates and related corporations, their directors, associates, connected parties and/or employees may own or have positions in specified products of the company(ies) covered in this research report or any specified products related thereto and may from time to time add to or dispose of, or may be materially interested in, any such specified products. Further, CGS-CIMB Singapore, its affiliates and its related corporations do and seek to do business with the company(ies) covered in this research report and may from time to time act as market maker or have assumed an underwriting commitment in specified products of such company(ies), may sell them to or buy them from customers on a principal basis and may also perform or seek to perform significant investment banking, advisory, underwriting or placement services for or relating to such company(ies) as well as solicit such investment, advisory or other services from any entity mentioned in this report.

CGS-CIMB Singapore does not make a market on the securities mentioned in the report.

South Korea: This report is issued and distributed in South Korea by CGS-CIMB Securities (Hong Kong) Limited, Korea Branch (“CGS-CIMB Korea”) which is licensed as a cash equity broker, and regulated by the Financial Services Commission and Financial Supervisory Service of Korea. In South Korea, this report is for distribution only to professional investors under Article 9(5) of the Financial Investment Services and Capital Market Act of Korea (“FSCMA”).

Spain: This document is a research report and it is addressed to institutional investors only. The research report is of a general nature and not personalised and does not constitute investment advice so, as the case may be, the recipient must seek proper advice before adopting any investment decision. This document does not constitute a public offering of securities.

CGS-CIMB is not registered with the Spanish Comision Nacional del Mercado de Valores to provide investment services.

Sweden: This report contains only marketing information and has not been approved by the Swedish Financial Supervisory Authority. The

distribution of this report is not an offer to sell to any person in Sweden or a solicitation to any person in Sweden to buy any instruments described herein and may not be forwarded to the public in Sweden.

Switzerland: This report has not been prepared in accordance with the recognized self-regulatory minimal standards for research reports of banks issued by the Swiss Bankers' Association (Directives on the Independence of Financial Research).

Thailand: This report is issued and distributed by CGS-CIMB Securities (Thailand) Co. Ltd. ("CGS-CIMB Thailand") based upon sources believed to be reliable (but their accuracy, completeness or correctness is not guaranteed). The statements or expressions of opinion herein were arrived at after due and careful consideration for use as information for investment. Such opinions are subject to change without notice and CGS-CIMB Thailand has no obligation to update its opinion or the information in this research report.

Corporate Governance Report (CGR): ([Thai CGR and Anti-Corruption of Thai Listed Companies - Click here](#))

The disclosure of the survey result of the Thai Institute of Directors Association ("IOD") regarding corporate governance is made pursuant to the policy of the Office of the Securities and Exchange Commission. The survey of the IOD is based on the information of a company listed on the Stock Exchange of Thailand and the Market for Alternative Investment disclosed to the public and able to be accessed by a general public investor. The result, therefore, is from the perspective of a third party. It is not an evaluation of operation and is not based on inside information.

The survey result is as of the date appearing in the Corporate Governance Report of Thai Listed Companies. As a result, the survey result may be changed after that date. CGS-CIMB Thailand does not confirm nor certify the accuracy of such survey result.

Score Range:	90 - 100	80 – 89	70 - 79	Below 70	No Survey Result
Description:	Excellent	Very Good	Good	N/A	N/A

United Arab Emirates: The distributor of this report has not been approved or licensed by the UAE Central Bank or any other relevant licensing authorities or governmental agencies in the United Arab Emirates. This report is strictly private and confidential and has not been reviewed by, deposited or registered with UAE Central Bank or any other licensing authority or governmental agencies in the United Arab Emirates. This report is being issued outside the United Arab Emirates to a limited number of institutional investors and must not be provided to any person other than the original recipient and may not be reproduced or used for any other purpose. Further, the information contained in this report is not intended to lead to the sale of investments under any subscription agreement or the conclusion of any other contract of whatsoever nature within the territory of the United Arab Emirates.

United Kingdom and European Economic Area (EEA): In the United Kingdom and European Economic Area, this material is also being distributed by CGS-CIMB Securities (UK) Limited ("CGS-CIMB UK"). CGS-CIMB UK is authorized and regulated by the Financial Conduct Authority and its registered office is at 53 New Broad Street, London EC2M 1JJ. The material distributed by CGS-CIMB UK has been prepared in accordance with CGS-CIMB's policies for managing conflicts of interest arising as a result of publication and distribution of this material. This material is for distribution only to, and is solely directed at, selected persons on the basis that those persons: (a) are eligible counterparties and professional clients of CGS-CIMB UK; (b) have professional experience in matters relating to investments falling within Article 19(5) of the Financial Services and Markets Act 2000 (Financial Promotion) Order 2005 (as amended, the "Order"), (c) fall within Article 49(2)(a) to (d) ("high net worth companies, unincorporated associations etc") of the Order; (d) are outside the United Kingdom subject to relevant regulation in each jurisdiction, material(all such persons together being referred to as "relevant persons"). This material is directed only at relevant persons and must not be acted on or relied on by persons who are not relevant persons. Any investment or investment activity to which this material relates is available only to relevant persons and will be engaged in only with relevant persons.

This material is categorised as non-independent for the purposes of CGS-CIMB UK and therefore does not provide an impartial or objective assessment of the subject matter and does not constitute independent research. Consequently, this material has not been prepared in accordance with legal requirements designed to promote the independence of research and will not be subject to any prohibition on dealing ahead of the dissemination of research. Therefore, this material is considered a marketing communication.

United States: This research report is distributed in the United States of America by CGS-CIMB Securities (USA) Inc, a U.S. registered broker-dealer and an affiliate of CGS-CIMB Securities Sdn. Bhd., CGS-CIMB Securities (Singapore) Pte Ltd, PT CGS-CIMB Sekuritas Indonesia, CGS-CIMB Securities (Thailand) Co. Ltd and CGS-CIMB Securities (Hong Kong) Limited and is distributed solely to persons who qualify as "U.S. Institutional Investors" as defined in Rule 15a-6 under the Securities and Exchange Act of 1934. This communication is only for Institutional Investors whose ordinary business activities involve investing in shares, bonds, and associated securities and/or derivative securities and who have professional experience in such investments. Any person who is not a U.S. Institutional Investor or Major Institutional Investor must not rely on this communication. The delivery of this research report to any person in the United States of America is not a recommendation to effect any transactions in the securities discussed herein, or an endorsement of any opinion expressed herein. CGS-CIMB Securities (USA) Inc, is a FINRA/SIPC member and takes responsibility for the content of this report. For further information or to place an order in any of the above-mentioned securities please contact a registered representative of CGS-CIMB Securities (USA) Inc.

CGS-CIMB Securities (USA) Inc. does not make a market on other securities mentioned in the report.

CGS-CIMB Securities (USA) Inc. has not managed or co-managed a public offering of any of the securities mentioned in the past 12 months.

CGS-CIMB Securities (USA) Inc. has not received compensation for investment banking services from any of the company mentioned in the past 12 months.

CGS-CIMB Securities (USA) Inc. neither expects to receive nor intends to seek compensation for investment banking services from any of the company mentioned within the next 3 months.

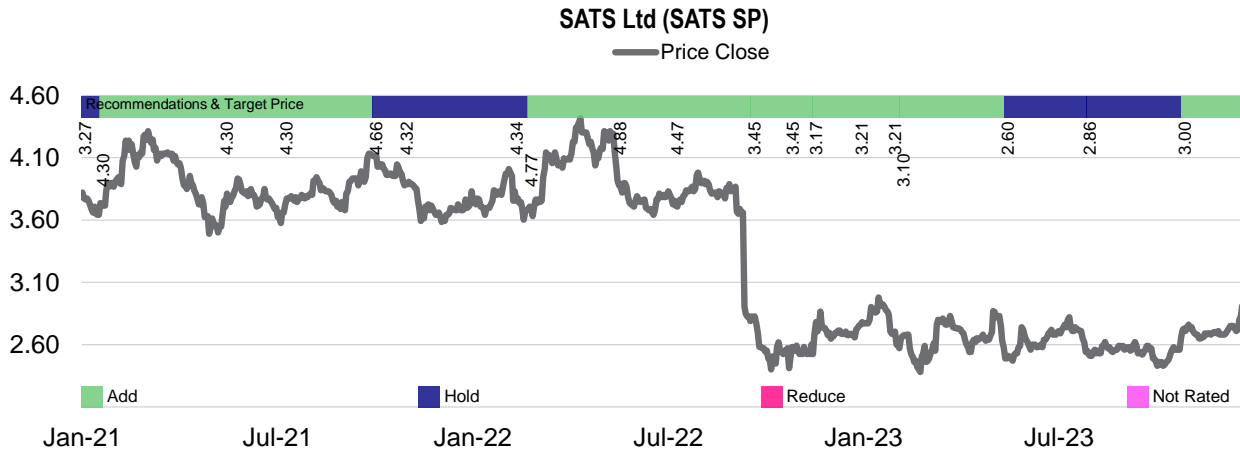
United States Third-Party Disclaimer: If this report is distributed in the United States of America by Raymond James & Associates, Inc ("RJA"), this report is third-party research prepared for and distributed in the United States of America by RJA pursuant to an arrangement between RJA and CGS-CIMB Securities International Pte. Ltd. ("CGS-CIMB"). CGS-CIMB is not an affiliate of RJA. This report is distributed solely to persons who qualify as "U.S. Institutional Investors" or as "Major U.S. Institutional Investors" as defined in Rule 15a-6 under the Securities and Exchange Act of 1934, as amended. This communication is only for U.S. Institutional Investors or Major U.S. Institutional Investor whose ordinary business activities involve investing in shares, bonds, and associated securities and/or derivative securities and who have professional experience in such investments. Any person who is not a U.S. Institutional Investor or Major U.S. Institutional Investor must not rely on this communication. The delivery of this report to any person in the U.S. is not a recommendation to effect any transactions in the securities discussed herein, or an endorsement of any opinion

expressed herein. If you are receiving this report in the U.S from RJA, a FINRA/SIPC member, it takes responsibility for the content of this report. For further information or to place an order in any of the above-mentioned securities please contact a registered representative of CGS-CIMB Securities (USA) Inc. or RJA. <https://raymondjames.com/InternationalEquityDisclosures>

Other jurisdictions: In any other jurisdictions, except if otherwise restricted by laws or regulations, this report is only for distribution to professional, institutional or sophisticated investors as defined in the laws and regulations of such jurisdictions.

Distribution of stock ratings and investment banking clients for quarter ended on 31 December 2023		
636 companies under coverage for quarter ended on 31 December 2023		
	Rating Distribution (%)	Investment Banking clients (%)
Add	67.5%	1.3%
Hold	22.5%	0.0%
Reduce	10.1%	0.2%

Spitzer Chart for stock being researched (2 year data)



Recommendation Framework	
Stock Ratings	Definition:
Add	The stock's total return is expected to exceed 10% over the next 12 months.
Hold	The stock's total return is expected to be between 0% and positive 10% over the next 12 months.
Reduce	The stock's total return is expected to fall below 0% or more over the next 12 months.
<i>The total expected return of a stock is defined as the sum of the: (i) percentage difference between the target price and the current price and (ii) the forward net dividend yields of the stock. Stock price targets have an investment horizon of 12 months.</i>	
Sector Ratings	Definition:
Overweight	An Overweight rating means stocks in the sector have, on a market cap-weighted basis, a positive absolute recommendation.
Neutral	A Neutral rating means stocks in the sector have, on a market cap-weighted basis, a neutral absolute recommendation.
Underweight	An Underweight rating means stocks in the sector have, on a market cap-weighted basis, a negative absolute recommendation.
Country Ratings	Definition:
Overweight	An Overweight rating means investors should be positioned with an above-market weight in this country relative to benchmark.
Neutral	A Neutral rating means investors should be positioned with a neutral weight in this country relative to benchmark.
Underweight	An Underweight rating means investors should be positioned with a below-market weight in this country relative to benchmark.